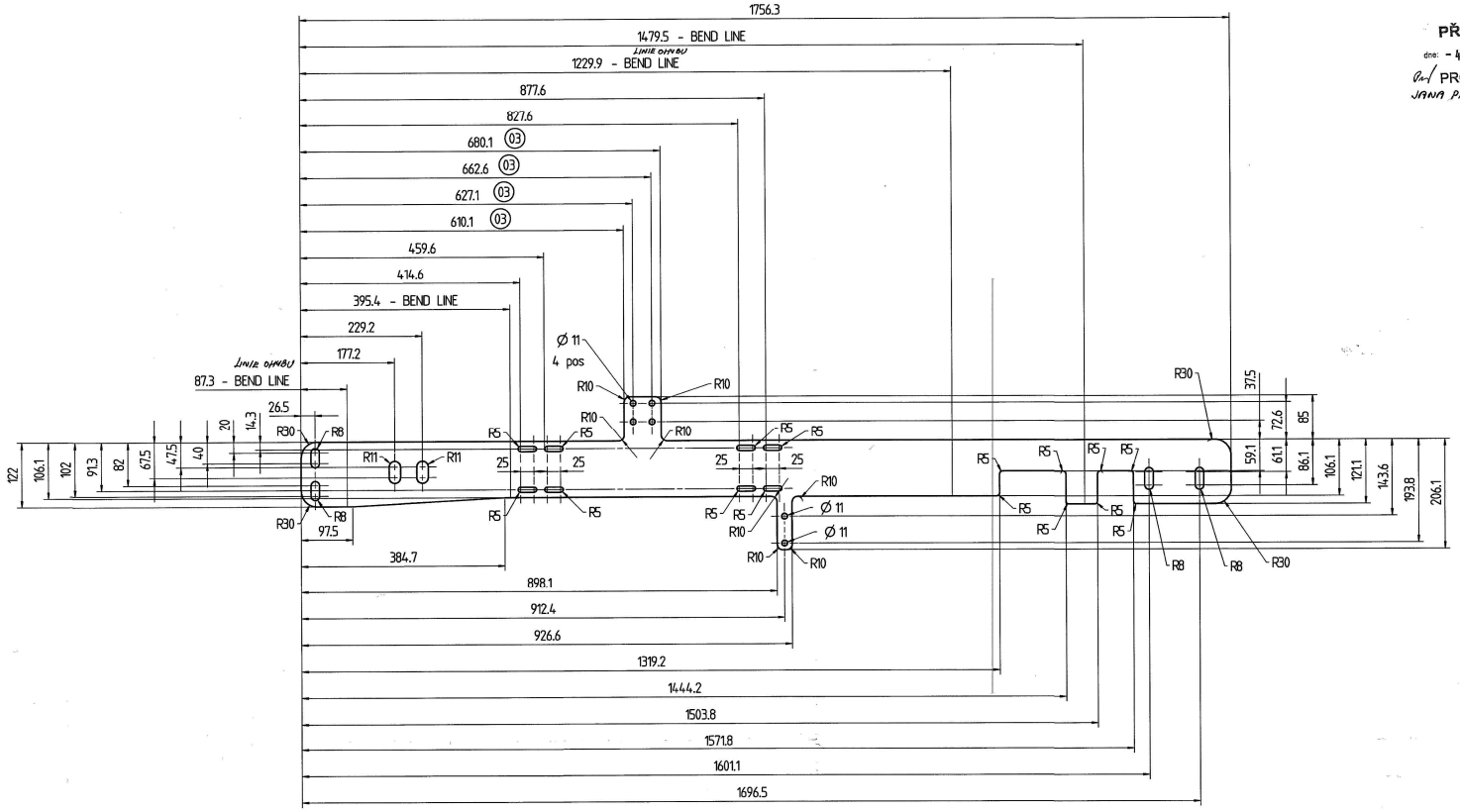

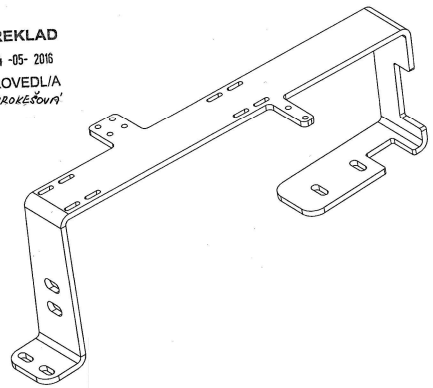

PŘEKLAD
dne: - 4 -05- 2016
PROVEDL/A
JANA PROKEŠOVÁ

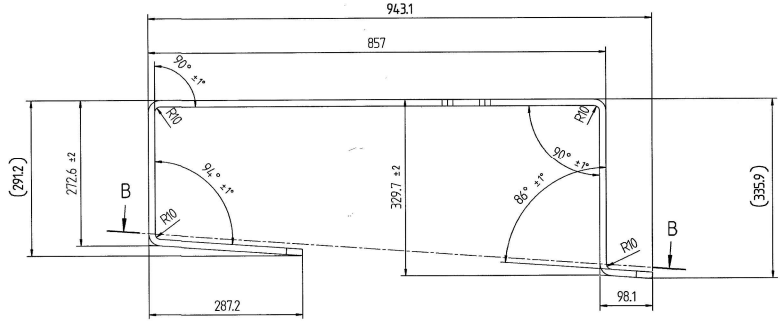

B-B



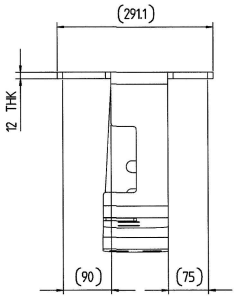

- 4 -05- 2016
ARCHIV 2

ROKNĚR 630,1 BYL 450,1; ROKNĚR 662,6 BYL 432,6.
ROKNĚR 627,1 BYL 697,1; ROKNĚR 610,1 BYL 630,1.

ZM/16/00476

STAV DODÁNÍ:
BEZ OTŘEPŮ
BEZ HASTNOTY

Condition at time of delivery	
de-scaled (degree of purity SA 2 1/2 acc. ISO 8501-1)	–
without burrs acc. WN 11310	X
Permissible top-end rounding during flame cutting (also positive bead acc. WN 10572)	–
oil-free / free of grease	X
oiled	–
oiling permissible	–
Indicate the required condition at time of delivery with an X.	

First angle projection

General tolerance (GT) in mm

Size range	≥ 30	≥ 120	≥ 400	≥ 1000
	≤ 30	≤ 120	≤ 400	≤ 1000

GT coarse					
L	1	2	2	3	4
∢	1	2	4		6

Lengths (L) and angle (L ∠) = ± GT

Tolerance Symbols ISO 1101

- ○ roundness = 1/2ø-Tol.
- ⏥ straightness/flatness = GT
- ◎ concentricity/run out = GT
- ⌯ symmetry = GT
- / / parallelism = GT
- ⊕ position = GT

Languages:
EN

Index	alteration	Change no	Fit	Toler.
03	DIM 680.1 was 750.1; DIM 662.6 was 732.6;	T77309		
	DIM 627.1 was 697.1; DIM 610.1 was 680.1			

Inspection dim.
Auxiliary dim.

	Date	Name
Drawn	12.01.2016	B.Thomas
Checked	18.02.2016	G.Selbirk
Auth'd	02.03.2016	W.Edmunds
M.check.	01.03.2016	N.Newton-Howe

Material: EN10025 S355 JR
Blank no:
Title: support
CAB FRAME

Weight: in Kg 17.64
Prod.
Scale 1:5
Sheet: 1 of: 1
Drawing number: 14014010972
Repl.
Orig.

Confidential document
Refer to protection notice ISO 16016

Approved

118Z173/D2D/001/03 A1